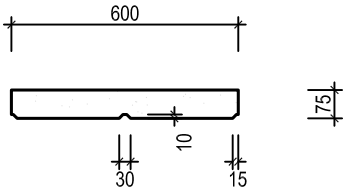
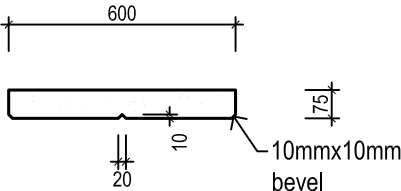


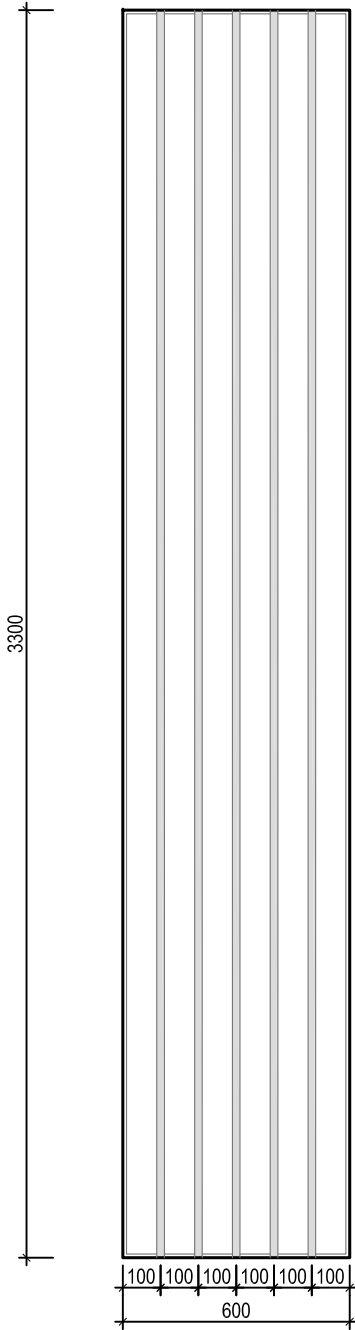
Lineal Wall Panels
Elevation 1:50



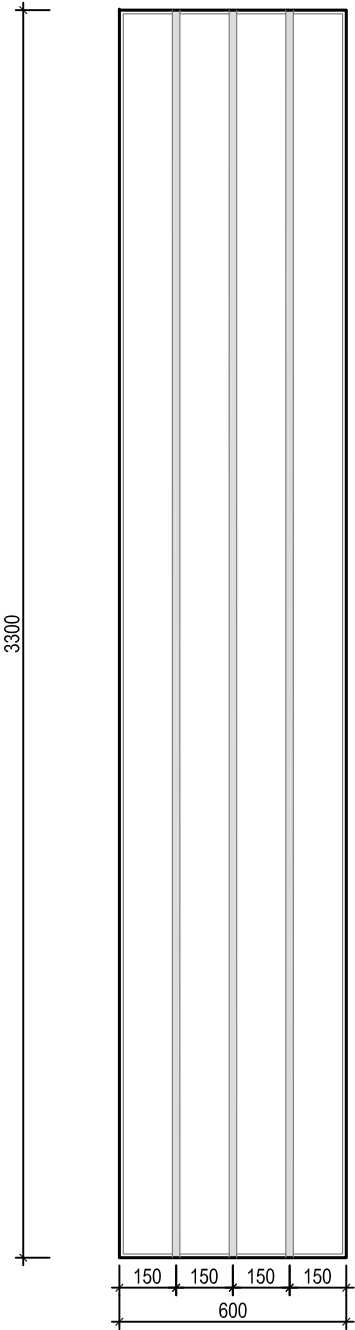
Groove Detail "Flat V"
Section 1:20



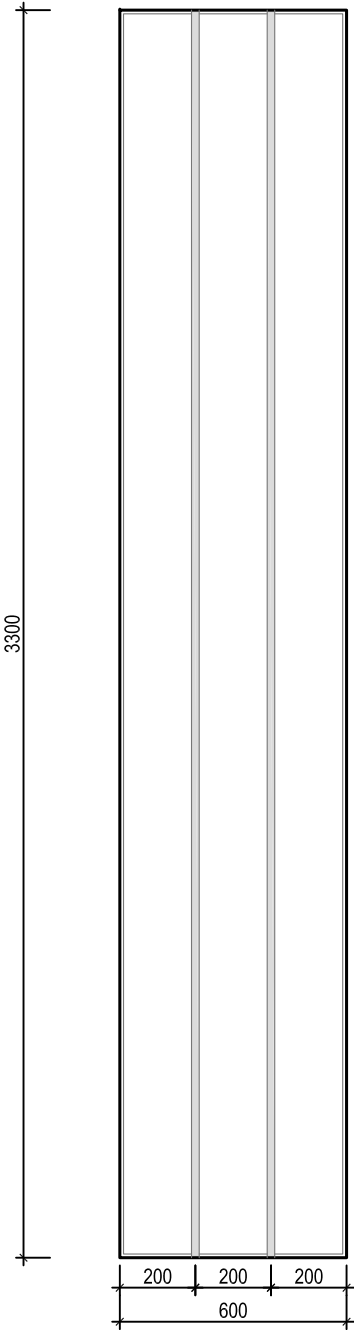
Groove Detail "V"
Section 1:20




Lineal L1 Wall Panel
Elevation 1:20



Lineal L2 Wall Panel
Elevation 1:20



Lineal L3 Wall Panel
Elevation 1:20



Lineal L4 Wall Panel
Elevation 1:20



CSR BUILDING PRODUCTS LTD
Head Office: Triniti 3, 39 DELHI RD, NORTH RYDE NSW 2113
LOCKED BAG 1345, NORTH RYDE BC NSW 1670
A.B.N. 55 008 631 356 Ph: 1300 369 448
www.hebel.com.au



TITLE			
PowerPattern™ LINEAL DESIGN 3300 "V - FLAT V"			
SCALE	SHEET SIZE	DRAWN	DATE
1:50 @ A3	A3	CW	21.02.19
	SHEET NO. 1 of 1	CHECK GO	REVISION A